

Trade monitoring through customs surveillance data

The TAXUD surveillance system ("customs surveillance") records and centralizes all trade data (import and exports) directly from the national customs authorities on a daily basis. For each transaction, the stored data contain the information available on the Single Administrative Document (SAD), including the volume and origin of the consignment.

As surveillance system does not include intra-trade data, the UK data as EU partner can't be displayed before 1/1/2021. The data as of 1/1/2021 is therefore not comparable with the data until 31/12/2020.

According to Art.55(2) of Commission Implementing Regulation (EU) 2015/2447, the customs authorities shall provide the Commission at least once a week with data on customs declarations for the goods that have been made subject to surveillance at release for free circulation or at export.

The "customs surveillance" data provide actual and prompt information about the trade (import/export) transaction in terms of volume and origin or destination. The European Commission aims to improve data quality and provide as recent and accurate information as possible. However, Surveillance data are created on the basis of declarations that may be modified, corrected or deleted. Additionally, the legal basis (Regulation (EU) 2015/2447) allows that on specific occasions declaration data may be forwarded with a delay. Therefore, it cannot be guaranteed that information provided is free of errors or that it will not be amended. The European Commission accepts no responsibility with regard to such problems incurred as a result of using these data.

* The United Kingdom is no longer a Member State of the European Union, however until the end of the transition period it was still a part of the EU Customs Union. Due to the absence of intra-trade data in the surveillance system, the totals of the EU trade data therefore also include the UK data until 31/12/2020. The data as of 1/1/2021 is therefore not comparable with the data until 31/12/2020.

Publication of data

This report is published on a weekly basis. In case of a technical issue or another constraint causing delay of the publication, please note that the next upload will be done in the coming days at 12h or 16h.

The data are expressed in quantity of the product itself, unless otherwise stated.

Below the specifications of the products included in the report.

Product	CN code
Soyabeans	1201 10 00; 1201 90 00
Rapeseed	1205 10 10; 1205 10 90; 1205 90 00
Sunflowerseed	1206 00 10; 1206 00 91; 1206 00 99
Soyameal	2304 00 00
Rapeseed meal	2306 41 00; 2306 49 00
Sunflowerseed meal	2306 30 00
Soyaoil	1507 10 10; 1507 10 90; 1507 90 10; 1507 90 90
Rapeseed oil	1514 11 10; 1514 11 90; 1514 19 10; 1514 19 90; 1514 91 10; 1514 91 90; 1514 99 10; 1514 99 90
Sunflowerseed oil	1512 11 10; 1512 11 91; 1512 11 99; 1512 19 10; 1512 19 90
Palm oil	1511 10 10; 1511 10 90; 1511 90 11; 15119019; 15119091; 15119099

- XI refers to Northern Ireland

- the weekly reference period is from Monday to Sunday

Cumul of week 1 to 5

	EU*		EU*		EU + UK	
	01/07/2022 - 31/07/2022		01/07/2021 - 01/08/2021		01/07/2020 - 02/08/2020	
	Export	Import	Export	Import	Export	Import
(tonnes)						
Soyabeans	3,117	1,265,110	2,455	1,267,009	2,067	1,426,359
Rapeseed	53,843	491,443	85,589	286,826	2,674	191,335
Sunflowerseed	13,147	259,895	17,396	13,827	14,548	31,016
Total seeds	70,106	2,016,448	105,440	1,567,662	19,289	1,648,709
Soyameal	53,347	1,283,352	65,668	1,135,410	40,168	1,571,296
Rapeseed meal	46,448	33,946	39,888	45,556	35,988	23,499
Sunflowerseed meal	41,790	165,829	68,170	197,951	17,595	227,778
Total meals	141,585	1,483,127	173,726	1,378,916	93,750	1,822,573
Soyaoil	88,008	25,096	94,083	50,579	52,210	51,088
Rapeseed oil	32,831	32,666	32,697	24,023	50,315	17,557
Sunflowerseed oil	72,619	126,033	52,293	136,733	75,673	233,077
Palm oil	19,674	176,447	18,906	515,596	6,343	567,372
Total oils	213,132	360,243	197,978	726,931	184,541	869,093
General Total	424,823	3,859,818	477,144	3,673,510	297,580	4,340,375

* The United Kingdom is no longer a Member State of the European Union, however until the end of the transition period it was still a part of the EU Customs Union. Due to the absence of intra-trade data in the surveillance system, the totals of the EU trade data therefore also include the UK data until 31/12/2020. The data as of 1/1/2021 is therefore not comparable with the data until 31/12/2020.

Week 1 to 5 from 01/07/2022 to 31/07/2022

Summary

Import (tonnes)	Soyabeans	Rapeseed	Sunflower-seed	Soyameal	Rapeseed meal	Sunflower-seed meal	Soyaoil	Rapeseed oil	Sunflower-seed oil	Palm oil
BE	72,349	99,438	361	4,084			40	4,509	2,902	8,092
BG	19	944	102,626	193		6,711	1,535		17,264	239
CZ	639	239	173	86			167	195	1,829	
DK	105		259	77,840			1,864		541	5,446
DE	213,094	117,335	1,073	161,899	2,957	7,781	734	90	2,978	5,038
EE			365	176	22	507			115	
IE	35		45	79,749	116		60	380	306	116
EL	17,000	44	172	25,286		21	1,294	2	255	4,313
ES	348,194		3,304	198,762		3,622	51	939	18,133	73,650
FR	24,520	87,146	345	106,313	1,625	32,379	206	56	4,383	6,623
HR			3,757	577	551	138	145	24	832	752
IT	102,934	22	129	22,210	801	11,144		3	160	26,604
CY	1			19,827			61	26	75	
LV		1,673	23	1,275	1,692	17,852	22	3,680	291	
LT		24	109	8,784	21,252	439	98	10,508	2,548	
LU									20	
HU	179	7,934	43,088	1,494		7,178	73		11,373	152
MT							21		212	19
NL	344,233	116,678	23,387	200,399	1,769	39,765	2,722	4,215	3,673	38,794
AT	1,922	183	1,060	22		986	74	243	2,441	1
PL	6,799	13,916	3,020	200,556	1,912	32,325	13,932	7,104	46,243	39
PT	113,444	12,858	17,500	56			45			1,508
RO	12,629	30,146	52,163	50,130		2,535	609		4,694	980
SI	4,530	67	22	76,943	872	2,444	555	391	3,331	
SK	2,100	2,794	6,787						723	
FI	156								64	
SE	198		95	5,680			669	15	387	4,060
XI	30		34	41,011	377		120	285	263	20
EU*	1,265,110	491,443	259,895	1,283,352	33,946	165,829	25,096	32,666	126,033	176,447

* The United Kingdom is no longer a Member State of the European Union, however until the end of the transition period it was still a part of the EU Customs Union. Due to the absence of intra-trade data in the surveillance system, the totals of the EU trade data therefore also include the UK data until 31/12/2020. The data as of 1/1/2021 is therefore not comparable with the data until 31/12/2020.

Top 5 import origins* - Marketing Year 2022/23 (update of 31/07/2022)

Soyabeans		
Origin	tonnes	share
Brazil	788,907	62.4%
United States of America	353,982	28.0%
Uruguay	60,802	4.8%
Ukraine	37,949	3.0%
Canada	12,228	1.0%

Rapeseed		
Origin	tonnes	share
Australia	381,164	77.6%
Ukraine	48,634	9.9%
Canada	30,000	6.1%
Moldova	14,195	2.9%
	10,240	2.1%

Sunflowerseed		
Origin	tonnes	share
Ukraine	242,599	93.3%
Moldova	10,530	4.1%
China	3,103	1.2%
Argentina	1,372	0.5%
Turkey	885	0.3%

Soyameal		
Origin	tonnes	share
Brazil	705,598	55.0%
Argentina	423,223	33.0%
Paraguay	54,382	4.2%
Russia	21,448	1.7%
Nigeria	16,081	1.3%

Rapeseed meal		
Origin	tonnes	share
Belarus	17,208	50.7%
Russia	7,621	22.5%
United Kingdom	3,887	11.5%
Kazakhstan	2,499	7.4%

Sunflowerseed meal		
Origin	tonnes	share
Argentina	59,991	36.2%
Ukraine	48,394	29.2%
Russia	48,146	29.0%
Moldova	6,579	4.0%
Bosnia and Herzegovina	1,606	1.0%

Sunflowerseed oil		
Origin	tonnes	share
Ukraine	116,418	92.4%
Turkey	1,981	1.6%
Moldova	1,891	1.5%
South Africa	1,520	1.2%
Bosnia and Herzegovina	1,353	1.1%

Rapeseed oil		
Origin	tonnes	share
Belarus	17,425	53.3%
United Arab Emirates	5,950	18.2%
Russia	3,073	9.4%
Virgin Islands, British	2,217	6.8%
United Kingdom	1,857	5.7%

Soyaoil		
Origin	tonnes	share
Ukraine	14,154	56.4%
Serbia	5,291	21.1%
Norway	4,742	18.9%
United Kingdom	618	2.5%
Moldova	100	0.4%

Palm oil		
Origin	tonnes	share
Indonesia	64,618	36.6%
Guatemala	37,314	21.1%
Malaysia	31,812	18.0%
Colombia	20,071	11.4%
Costa Rica	8,958	5.1%

* The United Kingdom is no longer a Member State of the European Union, however until the end of the transition period it was still a part of the EU Customs Union. Due to the absence of intra-trade data in the surveillance system, the totals of the EU trade data therefore also include the UK data until 31/12/2020. The data as of 1/1/2021 is therefore not comparable with the data until 31/12/2020.

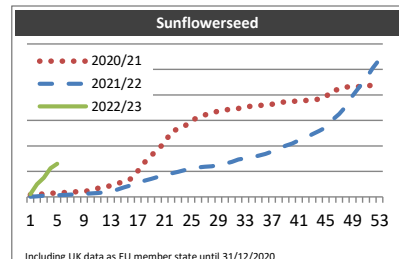
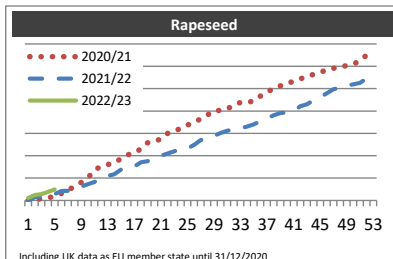
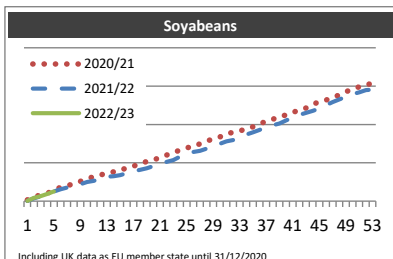
Week 1 to 5 from 01/07/2022 to 31/07/2022

(tonnes)

Soyabeans			
week	2020/21	2021/22	2022/23
1	163413	14050	30829
2	555,679	356,431	421,912
3	809,177	612,285	646,423
4	1,030,274	966,648	928,959
5	1,426,359	1,267,009	1,265,110
6	1,791,837	1,543,189	
7	2,034,261	1,771,183	
8	2,232,628	2,104,759	
9	2,589,473	2,218,882	
10	2,966,515	2,486,145	
11	3,154,630	2,647,869	
12	3,416,837	2,918,773	
13	3,617,651	3,176,839	
14	3,818,988	3,232,856	
15	4,143,949	3,384,516	
16	4,255,378	3,645,482	
17	4,582,823	3,918,297	
18	4,857,846	4,085,793	
19	5,165,400	4,287,563	
20	5,410,281	4,581,555	
21	5,635,100	4,849,665	
22	6,015,529	5,114,057	
23	6,289,050	5,346,163	
24	6,663,971	5,804,822	
25	6,974,149	6,077,595	
26	7,112,801	6,418,888	
27	7,484,344	6,545,239	
28	7,863,955	6,839,893	
29	8,091,846	7,123,894	
30	8,365,878	7,467,144	
31	8,787,113	7,795,396	
32	8,981,118	7,980,300	
33	9,190,004	8,296,074	
34	9,392,775	8,688,199	
35	9,691,017	8,973,141	
36	10,071,149	9,298,449	
37	10,405,077	9,632,416	
38	10,690,157	9,888,812	
39	11,038,055	10,116,187	
40	11,236,411	10,543,002	
41	11,581,417	10,864,864	
42	11,901,186	11,258,217	
43	12,147,417	11,509,371	
44	12,613,903	11,762,229	
45	12,969,084	12,075,064	
46	13,180,685	12,525,435	
47	13,518,846	12,936,438	
48	13,846,912	13,266,156	
49	14,291,856	13,604,659	
50	14,582,584	13,958,622	
51	14,899,749	14,177,049	
52	15,109,370	14,473,769	
53	15,424,529	14,547,785	

Rapeseed			
week	2020/21	2021/22	2022/23
1	2303	1890	111313
2	30,315	147,372	243,377
3	87,701	185,167	281,657
4	117,612	252,202	381,830
5	191,335	286,826	491,443
6	310,167	418,125	
7	447,212	435,611	
8	634,354	451,018	
9	809,917	617,849	
10	1,005,715	732,158	
11	1,368,635	830,570	
12	1,519,996	1,025,881	
13	1,608,779	1,101,082	
14	1,675,495	1,176,659	
15	1,870,591	1,382,702	
16	2,045,747	1,387,625	
17	2,116,047	1,519,801	
18	2,302,683	1,707,635	
19	2,575,115	1,756,465	
20	2,653,439	1,883,681	
21	2,741,156	1,997,658	
22	3,000,518	2,104,104	
23	3,101,934	2,201,798	
24	3,226,133	2,299,722	
25	3,375,065	2,328,545	
26	3,495,914	2,481,515	
27	3,654,993	2,706,106	
28	3,816,857	2,757,541	
29	4,020,847	2,889,445	
30	4,021,706	3,022,498	
31	4,086,795	3,115,145	
32	4,278,493	3,182,682	
33	4,385,639	3,225,437	
34	4,386,353	3,300,334	
35	4,450,697	3,403,095	
36	4,666,156	3,539,441	
37	4,836,258	3,669,813	
38	5,011,358	3,809,408	
39	5,126,993	3,904,905	
40	5,253,716	3,941,460	
41	5,316,458	4,008,494	
42	5,445,875	4,216,894	
43	5,515,224	4,306,735	
44	5,644,871	4,483,588	
45	5,725,852	4,616,538	
46	5,855,454	4,799,683	
47	5,910,269	4,969,802	
48	5,968,406	5,046,673	
49	6,034,738	5,140,173	
50	6,098,157	5,193,361	
51	6,249,596	5,263,053	
52	6,508,651	5,455,978	
53	6,508,775	5,518,896	

Sunflowerseed			
week	2020/21	2021/22	2022/23
1	16761	1412	21528
2	19,897	4,150	100,017
3	23,107	10,137	149,300
4	27,803	11,968	223,565
5	31,016	13,827	259,895
6	34,177	15,472	
7	37,766	17,773	
8	39,963	19,854	
9	42,104	23,119	
10	50,780	26,204	
11	67,467	29,499	
12	78,060	34,983	
13	88,232	41,748	
14	107,383	58,154	
15	118,575	75,177	
16	143,817	91,720	
17	201,932	108,939	
18	272,010	126,527	
19	323,928	141,509	
20	374,526	156,584	
21	424,028	172,357	
22	513,431	184,515	
23	533,627	196,358	
24	554,478	211,116	
25	601,323	220,515	
26	621,950	231,135	
27	643,023	235,957	
28	653,515	240,499	
29	675,330	248,141	
30	681,005	260,513	
31	689,028	275,362	
32	694,016	293,678	
33	707,479	302,075	
34	711,184	311,852	
35	716,717	322,349	
36	720,903	336,634	
37	727,605	356,448	
38	738,091	380,657	
39	746,185	401,329	
40	749,580	418,707	
41	753,289	444,663	
42	756,451	462,966	
43	760,965	491,625	
44	766,958	516,763	
45	784,670	544,847	
46	837,102	603,478	
47	840,648	651,043	
48	861,598	708,984	
49	863,565	795,166	
50	866,075	862,657	
51	871,040	927,813	
52	875,304	1,011,168	
53	876,698	1,078,144	



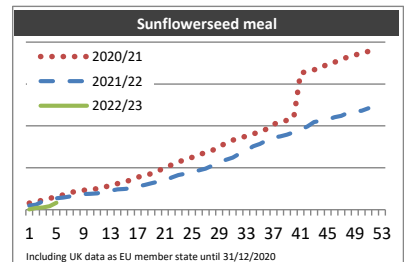
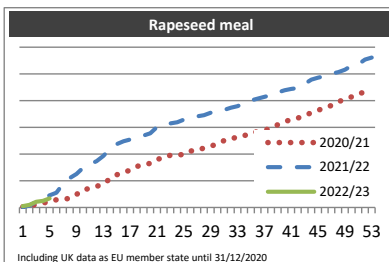
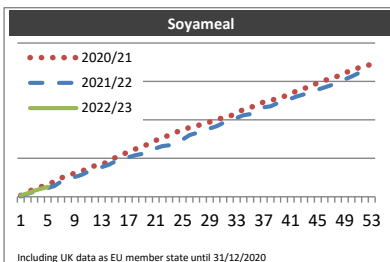
Week 1 to 5 from 01/07/2022 to 31/07/2022

(tonnes)

Soyameal			
week	2020/21	2021/22	2022/23
1	179510	52604	186294
2	576,192	390,984	442,208
3	1,037,063	669,965	787,850
4	1,292,127	854,907	1,054,237
5	1,571,296	1,135,410	1,283,352
6	2,012,516	1,432,248	
7	2,448,836	1,984,315	
8	2,810,433	2,286,422	
9	3,063,572	2,579,780	
10	3,277,846	2,866,270	
11	3,774,628	3,262,690	
12	4,021,207	3,524,664	
13	4,168,888	3,873,614	
14	4,605,061	4,153,112	
15	5,100,524	4,611,816	
16	5,531,856	4,952,255	
17	5,819,215	5,163,241	
18	6,204,174	5,407,926	
19	6,469,839	5,592,163	
20	6,947,594	5,921,493	
21	7,326,283	6,314,348	
22	7,658,005	6,581,972	
23	8,013,975	6,715,047	
24	8,411,736	7,125,888	
25	8,753,876	7,464,703	
26	8,991,053	8,028,583	
27	9,174,789	8,289,917	
28	9,527,028	8,580,798	
29	9,732,586	8,876,275	
30	10,007,934	9,180,341	
31	10,284,783	9,608,022	
32	10,492,484	9,950,413	
33	10,936,336	10,269,332	
34	11,366,704	10,602,748	
35	11,624,650	10,770,732	
36	11,926,024	11,167,052	
37	12,343,385	11,644,225	
38	12,527,220	11,775,177	
39	12,767,402	12,174,303	
40	13,063,853	12,360,117	
41	13,385,683	12,766,176	
42	13,831,726	13,075,187	
43	14,131,372	13,348,645	
44	14,328,077	13,667,207	
45	14,867,566	13,949,077	
46	15,116,011	14,224,275	
47	15,435,416	14,522,735	
48	15,696,375	14,930,816	
49	16,115,188	15,260,298	
50	16,419,004	15,646,423	
51	16,761,399	16,077,196	
52	16,974,387	16,238,883	
53	17,269,643	16,531,724	

Rapeseed meal			
week	2020/21	2021/22	2022/23
1	2517	787	4966
2	4,198	7,298	10,104
3	12,303	21,470	21,309
4	15,713	34,669	25,089
5	23,499	45,556	33,946
6	28,772	55,018	
7	31,119	88,211	
8	33,891	109,839	
9	48,922	125,415	
10	67,123	148,670	
11	71,166	161,501	
12	79,202	173,273	
13	86,934	192,764	
14	108,011	218,581	
15	122,229	236,993	
16	133,128	248,164	
17	138,726	254,303	
18	153,843	259,363	
19	160,494	269,031	
20	165,189	277,230	
21	181,101	300,838	
22	184,631	304,058	
23	195,504	314,451	
24	196,660	319,016	
25	198,505	328,631	
26	211,655	333,751	
27	212,980	341,669	
28	222,791	345,413	
29	228,456	354,802	
30	238,662	363,577	
31	250,529	365,598	
32	254,702	373,792	
33	266,354	378,982	
34	269,362	389,843	
35	274,855	400,802	
36	285,308	407,809	
37	289,407	414,211	
38	296,634	420,984	
39	310,256	430,407	
40	320,241	439,188	
41	329,839	443,987	
42	334,274	447,177	
43	344,713	462,513	
44	354,887	478,502	
45	363,564	486,281	
46	373,616	491,523	
47	381,741	500,630	
48	396,079	506,363	
49	404,659	515,447	
50	414,231	530,223	
51	425,820	536,380	
52	431,873	553,974	
53	440,814	561,245	

Sunflowerseed meal			
week	2020/21	2021/22	2022/23
1	35885	26171	7352
2	94,071	83,234	41,426
3	157,119	97,880	52,003
4	195,625	120,265	84,060
5	227,778	197,951	165,829
6	269,888	232,858	
7	313,975	272,441	
8	351,413	287,458	
9	405,908	315,307	
10	440,182	358,385	
11	462,890	371,568	
12	484,228	379,654	
13	500,761	392,009	
14	548,793	427,254	
15	564,030	454,760	
16	620,328	484,656	
17	658,886	496,415	
18	712,979	511,335	
19	778,803	558,136	
20	804,815	587,814	
21	864,744	629,990	
22	923,726	669,501	
23	1,013,539	695,107	
24	1,068,096	771,791	
25	1,131,590	825,386	
26	1,205,810	858,886	
27	1,249,601	908,734	
28	1,314,916	939,100	
29	1,361,293	982,419	
30	1,416,868	1,053,239	
31	1,502,772	1,132,287	
32	1,589,189	1,190,262	
33	1,659,070	1,243,705	
34	1,714,453	1,336,828	
35	1,753,907	1,406,068	
36	1,813,705	1,512,341	
37	1,851,284	1,571,398	
38	1,926,666	1,652,605	
39	2,037,469	1,721,229	
40	2,092,880	1,750,713	
41	2,134,726	1,792,777	
42	2,191,810	1,848,719	
43	2,263,589	1,911,400	
44	2,300,553	1,986,034	
45	2,341,100	2,093,451	
46	2,372,738	2,123,753	
47	2,486,612	2,150,328	
48	2,521,477	2,206,656	
49	2,584,059	2,237,622	
50	2,645,512	2,313,403	
51	2,688,625	2,348,086	
52	2,743,893	2,362,733	
53	2,777,842	2,421,111	



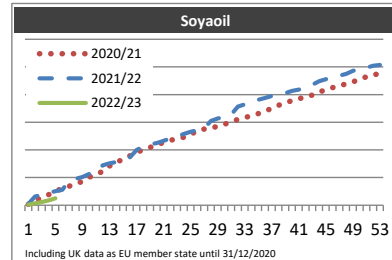
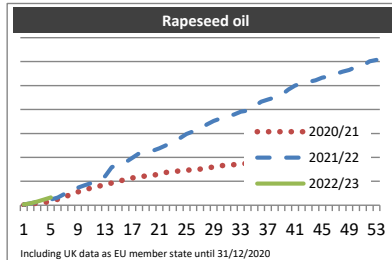
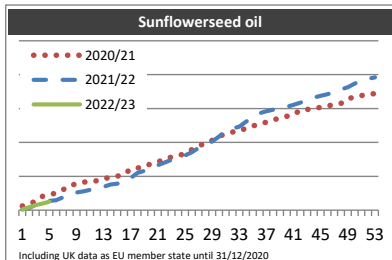
Week 1 to 5 from 01/07/2022 to 31/07/2022

(tonnes)

Sunflowerseed oil			
week	2020/21	2021/22	2022/23
1	61274	11291	10803
2	99,767	32,995	42,335
3	127,510	78,345	74,930
4	206,284	112,683	99,219
5	233,077	136,733	126,033
6	250,043	147,491	
7	300,503	188,648	
8	369,020	240,092	
9	384,067	261,466	
10	412,657	278,222	
11	419,245	299,884	
12	432,728	315,273	
13	467,867	344,754	
14	483,678	377,943	
15	502,637	390,181	
16	525,811	412,938	
17	608,046	474,590	
18	622,687	551,564	
19	639,838	581,358	
20	688,166	610,640	
21	711,439	665,537	
22	758,539	704,206	
23	780,977	744,168	
24	806,081	768,429	
25	833,276	807,454	
26	893,670	855,071	
27	949,863	920,082	
28	987,543	970,724	
29	1,031,431	1,012,310	
30	1,091,449	1,086,088	
31	1,123,209	1,171,014	
32	1,154,652	1,206,228	
33	1,167,289	1,232,851	
34	1,208,883	1,306,661	
35	1,246,184	1,362,368	
36	1,263,918	1,431,363	
37	1,299,451	1,460,067	
38	1,332,254	1,482,325	
39	1,360,726	1,509,178	
40	1,385,454	1,525,785	
41	1,408,552	1,556,322	
42	1,481,417	1,588,877	
43	1,485,994	1,627,471	
44	1,500,866	1,662,938	
45	1,518,356	1,687,143	
46	1,537,009	1,711,263	
47	1,558,188	1,743,524	
48	1,576,986	1,781,964	
49	1,647,718	1,814,637	
50	1,670,212	1,868,432	
51	1,692,517	1,907,338	
52	1,710,958	1,938,903	
53	1,719,669	1,959,930	

Rapeseed oil			
week	2020/21	2021/22	2022/23
1	1175	2667	3288
2	5,573	7,789	7,852
3	8,591	13,967	15,481
4	10,444	18,770	23,417
5	17,557	24,023	32,666
6	24,336	32,458	
7	30,856	46,464	
8	48,618	52,802	
9	55,911	73,506	
10	62,685	83,515	
11	73,567	92,753	
12	78,739	103,367	
13	86,113	121,757	
14	92,598	159,066	
15	98,040	167,734	
16	109,291	180,092	
17	114,035	198,182	
18	117,987	216,108	
19	122,604	221,696	
20	125,079	227,867	
21	129,502	237,908	
22	136,800	250,490	
23	139,955	264,471	
24	143,541	279,716	
25	146,233	297,877	
26	148,025	309,242	
27	151,098	318,744	
28	156,195	337,006	
29	159,136	351,911	
30	164,771	362,353	
31	167,364	371,839	
32	169,696	379,075	
33	171,975	391,061	
34	174,879	395,574	
35	176,070	413,236	
36	177,737	432,645	
37	178,974	441,666	
38	188,794	450,087	
39	193,732	460,647	
40	196,827	483,040	
41	202,561	499,473	
42	207,412	509,715	
43	213,346	515,322	
44	217,211	522,139	
45	219,407	533,183	
46	222,657	538,681	
47	230,088	548,840	
48	238,363	558,339	
49	242,324	565,010	
50	247,133	578,303	
51	254,380	584,184	
52	259,318	601,461	
53	263,232	607,192	

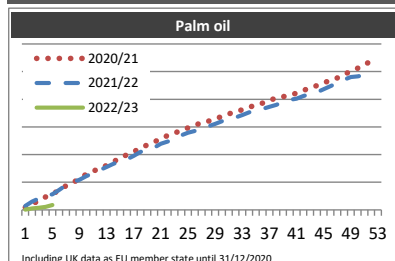
Soyaoil			
week	2020/21	2021/22	2022/23
1	3142	4919	2027
2	18,365	31,359	7,326
3	26,725	37,015	11,415
4	37,959	44,616	17,306
5	51,088	50,579	25,096
6	60,397	56,030	
7	68,736	87,133	
8	77,396	95,409	
9	86,162	102,023	
10	101,124	113,074	
11	112,405	117,241	
12	121,536	144,537	
13	142,066	151,535	
14	156,883	156,227	
15	164,181	164,088	
16	178,523	173,310	
17	190,536	199,423	
18	201,258	213,013	
19	209,001	220,382	
20	217,571	225,053	
21	227,023	232,547	
22	234,638	241,309	
23	240,830	248,815	
24	245,763	257,839	
25	254,932	265,493	
26	270,393	270,926	
27	274,984	278,421	
28	278,029	304,730	
29	285,222	313,158	
30	292,440	319,496	
31	301,893	327,673	
32	310,229	356,522	
33	316,647	364,270	
34	323,663	370,777	
35	331,052	381,037	
36	339,954	388,088	
37	350,557	394,633	
38	361,102	400,529	
39	370,222	405,247	
40	377,903	413,420	
41	384,797	417,738	
42	392,568	427,040	
43	398,440	435,687	
44	410,041	448,416	
45	416,373	455,868	
46	425,099	462,167	
47	431,581	468,066	
48	438,980	474,965	
49	445,676	485,623	
50	455,623	492,185	
51	464,200	496,963	
52	472,382	504,213	
53	474,427	507,155	



Week 1 to 5 from 01/07/2022 to 31/07/2022

(tonnes)

Palm oil			
week	2020/21	2021/22	2022/23
1	89490	39918	9602
2	214,613	143,666	55,088
3	335,253	297,795	77,953
4	465,888	411,218	112,637
5	567,372	515,596	176,447
6	723,520	566,974	
7	865,803	723,426	
8	985,514	893,893	
9	1,126,309	1,001,164	
10	1,293,478	1,093,575	
11	1,405,815	1,222,066	
12	1,499,626	1,332,444	
13	1,606,954	1,443,372	
14	1,737,741	1,556,140	
15	1,891,987	1,669,351	
16	1,997,148	1,754,616	
17	2,101,959	1,833,150	
18	2,230,820	1,950,445	
19	2,352,967	2,099,286	
20	2,466,587	2,177,349	
21	2,555,917	2,249,267	
22	2,698,317	2,391,745	
23	2,787,257	2,470,127	
24	2,866,567	2,526,439	
25	2,966,205	2,692,758	
26	3,050,176	2,795,288	
27	3,165,896	2,856,830	
28	3,210,614	2,939,983	
29	3,301,596	3,021,393	
30	3,377,427	3,109,399	
31	3,474,290	3,210,470	
32	3,553,425	3,280,946	
33	3,620,068	3,346,670	
34	3,698,774	3,433,625	
35	3,802,239	3,524,245	
36	3,861,704	3,598,051	
37	3,951,026	3,650,496	
38	4,056,969	3,728,372	
39	4,094,277	3,801,750	
40	4,145,351	3,900,467	
41	4,219,180	3,980,996	
42	4,314,225	4,021,733	
43	4,420,948	4,115,311	
44	4,488,482	4,190,584	
45	4,597,524	4,254,284	
46	4,687,762	4,361,045	
47	4,774,085	4,475,688	
48	4,891,788	4,591,446	
49	5,022,575	4,705,740	
50	5,122,101	4,802,567	
51	5,260,015	4,828,389	
52	5,373,045	4,876,813	
53	5,439,683	4,914,046	



Week 1 to 5 from 01/07/2022 to 31/07/2022

Summary

Export (tonnes)	Soyabeans	Rapeseed	Sunflower-seed	Soyameal	Rapeseed meal	Sunflower-seed meal	Soyaoil	Rapeseed oil	Sunflower-seed oil	Palm oil
BE	544	5,295	15	1,003	3,300	73	6,172	933	1,552	353
BG	1		9,796	2	24	12,704		17	19,576	14
CZ									112	
DK	2	3	1	73	263		42	1,591	23	1,941
DE	159	1,128	64	6,423	7,298	7,705	1,002	6,112	542	893
EE			103					1,182	108	321
IE		29								
EL			1	2,302			283	44	20	164
ES	22	8,073	31	206			31,170	2,762	20,050	11,583
FR	895	3,994	786	25	834	348	208	2,560	5,829	2
HR	261	1,000	13				1		552	8
IT	65	3	1	903		128	26,393	168	1,527	241
CY									7	
LV			1		3,126			4	1	32
LT		41	4	11,694	1,949	1,768		3,941	388	38
LU									97	
HU		161	2	222		194			1,192	1
MT										
NL	73	10	106	29,148		7,240	15,506	6,696	5,299	3,212
AT	229	275	144	465	106	236	21	74	845	
PL	821	49	128	355	1		36	588	2,434	67
PT	45		1	200	25	4,415	7,127		150	11
RO		33,781	1,881	301	19,179	6,953		134	12,225	
SI				25				41		
SK						25				
FI					6,500			5,064		
SE	1	1	68		3,842		48	923	89	793
XI										
EU*	3,117	53,843	13,147	53,347	46,448	41,790	88,008	32,831	72,619	19,674

* The United Kingdom is no longer a Member State of the European Union, however until the end of the transition period it was still a part of the EU Customs Union. Due to the absence of intra-trade data in the surveillance system, the totals of the EU trade data therefore also include the UK data until 31/12/2020. The data as of 1/1/2021 is therefore not comparable with the data until 31/12/2020.

Top 5 export destinations* - Marketing Year 2022/23 (update of 31/07/2022)

Soyabeans		
Destination	tonnes	share
Switzerland	995	31.9%
Belarus	821	26.3%
United Kingdom	429	13.8%
Taiwan	266	8.5%
Serbia	261	8.4%

Rapeseed		
Destination	tonnes	share
United Kingdom	47,981	89.1%
Bosnia and Herzegovina	3,235	6.0%
Ukraine	1,255	2.3%
Russia	545	1.0%
	319	0.6%

Sunflowerseed		
Destination	tonnes	share
United Kingdom	4,010	30.5%
United States of America	2,282	17.4%
Turkey	1,903	14.5%
Canada	1,568	11.9%
China	800	6.1%

Soyameal		
Destination	tonnes	share
United Kingdom	27,068	50.7%
Uzbekistan	8,418	15.8%
Switzerland	7,934	14.9%
Azerbaijan	3,001	5.6%
Iceland	2,207	4.1%

Rapeseed meal		
Destination	tonnes	share
Israel	19,153	41.2%
Norway	15,418	33.2%
Switzerland	8,290	17.8%

Sunflowerseed meal		
Destination	tonnes	share
United Kingdom	15,739	37.7%
Morocco	11,961	28.6%
Israel	6,900	16.5%
Norway	5,121	12.3%
Switzerland	1,260	3.0%

Sunflowerseed oil		
Destination	tonnes	share
South Africa	18,620	25.6%
India	17,341	23.9%
United Kingdom	14,228	19.6%
Turkey	5,870	8.1%
United States of America	3,049	4.2%

Rapeseed oil		
Destination	tonnes	share
Norway	16,750	51.0%
United Kingdom	9,661	29.4%
Israel	1,707	5.2%
United States of America	1,014	3.1%
South Africa	1,006	3.1%

Soyaoil		
Destination	tonnes	share
Algeria	26,784	30.4%
Morocco	21,702	24.7%
United Kingdom	18,321	20.8%
South Africa	10,900	12.4%
Angola	2,081	2.4%

Palm oil		
Destination	tonnes	share
Gibraltar	11,500	58.5%
United Kingdom	2,254	11.5%
Russia	1,460	7.4%
Uruguay	1,263	6.4%
Ukraine	921	4.7%

* The United Kingdom is no longer a Member State of the European Union, however until the end of the transition period it was still a part of the EU Customs Union. Due to the absence of intra-trade data in the surveillance system, the totals of the EU trade data therefore also include the UK data until 31/12/2020. The data as of 1/1/2021 is therefore not comparable with the data until 31/12/2020.

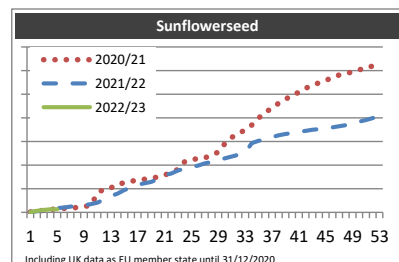
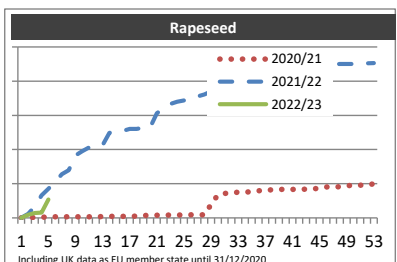
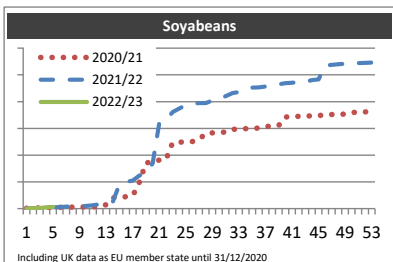
Week 1 to 5 from 01/07/2022 to 31/07/2022

(tonnes)

Soyabeans			
week	2020/21	2021/22	2022/23
1	730	171	134
2	1,194	831	830
3	1,430	1,370	1,347
4	1,671	1,869	2,416
5	2,067	2,455	3,117
6	2,353	2,762	
7	2,567	3,721	
8	2,884	4,116	
9	3,011	4,513	
10	3,117	4,785	
11	3,321	6,067	
12	3,925	8,373	
13	7,269	11,353	
14	20,230	13,241	
15	21,185	45,989	
16	22,221	50,166	
17	23,959	52,319	
18	49,653	62,103	
19	85,883	66,259	
20	86,365	84,778	
21	90,802	160,374	
22	91,468	164,550	
23	123,174	180,571	
24	123,952	187,017	
25	125,381	193,462	
26	125,680	195,625	
27	128,876	197,148	
28	140,953	197,542	
29	141,624	202,047	
30	142,178	203,942	
31	143,066	209,997	
32	148,015	216,020	
33	148,739	218,103	
34	149,327	220,195	
35	150,051	226,149	
36	150,737	226,843	
37	153,070	228,375	
38	154,661	230,856	
39	155,802	232,569	
40	171,350	234,667	
41	171,714	235,506	
42	172,498	236,387	
43	173,100	237,105	
44	173,544	240,475	
45	174,067	241,497	
46	174,751	267,652	
47	175,703	268,865	
48	176,277	269,978	
49	176,900	271,013	
50	179,697	271,392	
51	180,378	271,932	
52	180,883	272,581	
53	181,066	273,003	

Rapeseed			
week	2020/21	2021/22	2022/23
1	391	490	358
2	1,006	11,786	9,265
3	1,661	32,963	14,052
4	2,206	66,063	15,566
5	2,674	85,589	53,843
6	2,984	106,206	
7	3,118	127,820	
8	3,148	139,481	
9	3,228	182,963	
10	3,279	195,014	
11	3,372	205,868	
12	3,439	209,273	
13	3,666	212,305	
14	4,297	248,666	
15	4,372	252,030	
16	4,469	254,245	
17	4,567	260,154	
18	4,928	260,493	
19	7,222	263,712	
20	7,407	264,073	
21	7,483	305,887	
22	7,869	320,136	
23	8,156	333,469	
24	8,438	339,753	
25	8,773	343,620	
26	8,811	350,170	
27	8,835	355,554	
28	8,892	360,944	
29	39,917	370,296	
30	67,537	379,557	
31	71,616	386,017	
32	71,810	386,366	
33	75,585	389,242	
34	75,669	395,984	
35	76,407	399,372	
36	79,569	402,480	
37	79,647	402,612	
38	82,615	405,663	
39	83,082	408,858	
40	83,211	412,709	
41	83,438	413,066	
42	83,620	416,284	
43	84,028	419,487	
44	84,369	419,561	
45	87,560	424,966	
46	90,238	435,487	
47	90,467	449,548	
48	90,980	449,883	
49	94,666	450,169	
50	95,222	450,353	
51	95,869	451,020	
52	96,314	451,895	
53	99,768	452,802	

Sunflowerseed			
week	2020/21	2021/22	2022/23
1	1,753	1,194	943
2	5,401	4,607	6,271
3	8,174	8,443	9,903
4	11,769	13,255	12,676
5	14,548	17,396	13,147
6	16,519	20,933	
7	18,600	24,428	
8	20,193	27,609	
9	24,761	30,728	
10	28,606	34,300	
11	80,140	41,083	
12	99,508	54,767	
13	103,653	69,186	
14	120,793	79,320	
15	124,713	94,580	
16	131,953	104,523	
17	136,528	116,972	
18	140,328	123,340	
19	144,828	129,134	
20	149,863	139,842	
21	157,187	157,545	
22	171,608	164,570	
23	180,963	177,676	
24	214,746	185,377	
25	221,090	192,222	
26	228,892	198,268	
27	230,831	207,252	
28	242,180	212,654	
29	254,730	221,253	
30	291,738	229,171	
31	317,470	236,540	
32	332,663	244,148	
33	349,787	253,043	
34	370,084	293,333	
35	397,621	302,708	
36	427,451	308,499	
37	437,091	318,413	
38	462,414	326,088	
39	477,625	331,593	
40	498,209	335,885	
41	507,177	340,824	
42	523,994	344,923	
43	539,956	349,284	
44	547,810	352,167	
45	558,190	354,408	
46	571,053	359,824	
47	581,490	364,294	
48	587,896	369,182	
49	593,886	376,507	
50	602,743	384,465	
51	613,511	390,903	
52	618,136	398,720	
53	620,400	402,115	



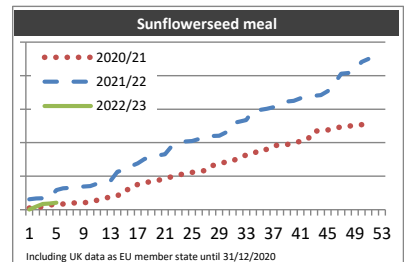
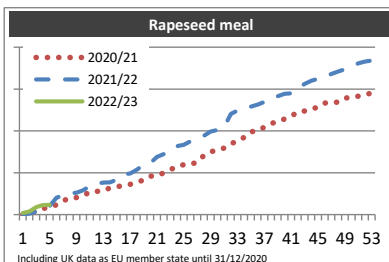
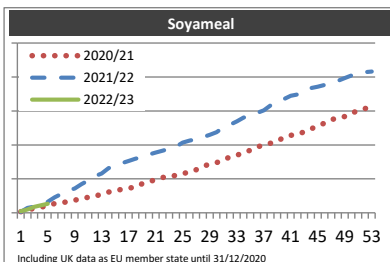
Week 1 to 5 from 01/07/2022 to 31/07/2022

(tonnes)

Soyameal			
week	2020/21	2021/22	2022/23
1	6,588	5,225	9,478
2	16,524	28,078	19,272
3	25,894	36,288	34,841
4	34,125	52,386	44,416
5	40,168	65,668	53,347
6	54,923	91,459	
7	59,881	111,093	
8	65,555	131,732	
9	74,647	143,155	
10	84,143	169,225	
11	90,840	189,418	
12	96,270	215,405	
13	111,757	231,853	
14	121,785	262,999	
15	128,705	276,981	
16	138,851	292,095	
17	145,293	306,156	
18	151,413	318,090	
19	172,040	327,276	
20	182,097	343,551	
21	196,445	355,421	
22	208,816	365,441	
23	212,414	376,692	
24	221,318	390,774	
25	232,155	413,365	
26	239,221	425,695	
27	253,495	433,290	
28	272,709	446,819	
29	287,084	459,215	
30	295,205	475,125	
31	311,457	502,548	
32	328,700	519,215	
33	338,047	538,519	
34	356,268	560,360	
35	367,970	570,551	
36	387,906	588,005	
37	399,581	603,754	
38	409,532	631,587	
39	422,087	657,011	
40	445,323	669,995	
41	456,913	689,263	
42	462,012	697,764	
43	477,516	707,251	
44	493,965	734,868	
45	512,557	743,258	
46	527,896	753,679	
47	549,054	765,207	
48	558,169	777,627	
49	567,727	793,392	
50	588,027	809,203	
51	600,586	816,873	
52	614,267	829,167	
53	624,830	832,133	

Rapeseed meal			
week	2020/21	2021/22	2022/23
1	416	2,601	7,626
2	7,928	4,583	14,995
3	15,462	14,864	35,999
4	28,928	32,875	45,798
5	35,988	39,888	46,448
6	46,151	80,465	
7	65,723	92,657	
8	79,206	101,180	
9	80,913	104,299	
10	89,058	116,183	
11	110,024	136,493	
12	110,802	146,450	
13	113,551	153,395	
14	127,316	154,489	
15	132,228	166,924	
16	140,919	192,126	
17	145,066	196,667	
18	155,468	214,673	
19	164,336	237,452	
20	183,807	246,054	
21	185,171	275,272	
22	199,330	288,922	
23	214,083	299,857	
24	231,331	326,863	
25	238,413	333,291	
26	240,193	350,508	
27	251,809	366,224	
28	282,818	376,463	
29	299,957	397,250	
30	309,582	404,515	
31	317,399	417,717	
32	339,677	481,458	
33	349,022	497,030	
34	369,621	501,643	
35	395,822	515,981	
36	400,489	526,121	
37	418,119	538,628	
38	435,484	547,666	
39	443,619	565,856	
40	457,285	576,971	
41	469,484	579,673	
42	491,486	604,131	
43	494,927	624,375	
44	503,170	639,786	
45	514,211	649,402	
46	532,920	657,739	
47	535,945	672,222	
48	537,572	684,057	
49	556,418	694,371	
50	561,897	708,271	
51	565,898	723,427	
52	574,151	731,441	
53	580,445	736,184	

Sunflowerseed meal			
week	2020/21	2021/22	2022/23
1	1,272	50,401	1,050
2	9,284	56,728	18,278
3	10,012	62,197	33,871
4	14,992	66,676	37,412
5	17,595	68,170	41,790
6	29,147	69,493	
7	30,035	117,235	
8	34,717	127,131	
9	38,885	129,825	
10	41,099	135,069	
11	41,847	138,463	
12	44,973	141,283	
13	56,767	156,010	
14	65,493	157,847	
15	77,186	172,954	
16	82,252	226,193	
17	118,173	237,522	
18	121,060	260,079	
19	151,712	276,473	
20	161,265	302,730	
21	168,078	311,267	
22	175,169	323,789	
23	187,485	330,960	
24	196,314	379,177	
25	207,363	394,859	
26	215,463	407,365	
27	223,246	409,118	
28	230,252	421,858	
29	233,354	425,031	
30	263,721	440,001	
31	271,808	441,602	
32	286,309	460,636	
33	290,123	516,374	
34	316,104	525,612	
35	325,530	535,034	
36	331,948	592,516	
37	359,033	595,175	
38	359,843	602,689	
39	381,507	611,678	
40	385,395	631,232	
41	388,251	645,726	
42	402,473	649,037	
43	407,021	665,985	
44	417,377	674,686	
45	468,801	679,557	
46	470,790	683,904	
47	475,573	707,068	
48	486,407	755,371	
49	493,525	811,605	
50	497,686	815,231	
51	503,443	831,844	
52	507,822	880,843	
53	508,547	899,563	



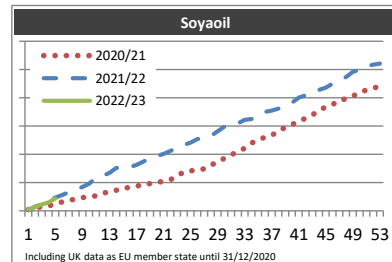
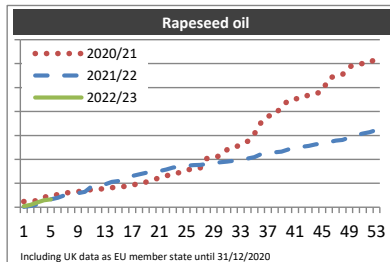
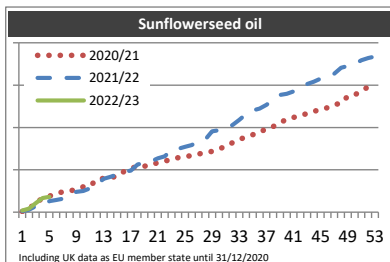
Week 1 to 5 from 01/07/2022 to 31/07/2022

(tonnes)

Sunflowerseed oil			
week	2020/21	2021/22	2022/23
1	3,133	4,828	7,818
2	9,354	11,421	16,951
3	54,568	28,155	42,814
4	58,982	33,476	66,784
5	75,673	52,293	72,619
6	85,981	57,149	
7	96,855	63,650	
8	101,177	87,981	
9	105,964	96,215	
10	120,146	100,555	
11	123,143	112,506	
12	155,393	131,387	
13	159,527	157,349	
14	164,321	166,842	
15	169,348	177,985	
16	192,150	190,396	
17	208,683	196,451	
18	213,655	225,153	
19	217,251	232,847	
20	222,158	239,672	
21	235,101	254,468	
22	242,320	263,443	
23	247,606	294,411	
24	257,711	299,855	
25	262,877	308,722	
26	266,620	317,004	
27	274,808	336,019	
28	282,585	344,046	
29	287,327	381,650	
30	299,660	387,457	
31	309,962	396,264	
32	328,706	411,814	
33	342,692	435,712	
34	355,601	463,397	
35	365,740	480,411	
36	374,383	488,949	
37	396,222	507,094	
38	405,219	530,473	
39	421,078	553,851	
40	439,937	559,510	
41	447,357	570,206	
42	457,649	592,727	
43	464,943	605,494	
44	477,078	616,336	
45	484,348	631,095	
46	493,328	642,985	
47	507,942	653,749	
48	514,605	682,676	
49	548,616	690,678	
50	554,036	699,885	
51	571,365	717,904	
52	592,337	727,770	
53	596,003	735,097	

Rapeseed oil			
week	2020/21	2021/22	2022/23
1	23,848	1,563	4,432
2	25,773	5,256	9,859
3	27,461	11,931	20,236
4	40,983	14,750	29,620
5	50,315	32,697	32,831
6	52,636	39,033	
7	59,429	49,635	
8	61,995	54,051	
9	65,203	58,728	
10	70,300	64,138	
11	73,132	86,274	
12	75,794	89,617	
13	78,373	95,800	
14	81,821	106,129	
15	84,319	109,955	
16	87,402	123,024	
17	91,278	130,663	
18	101,650	137,247	
19	104,869	143,387	
20	112,952	147,337	
21	123,791	151,276	
22	130,616	157,290	
23	140,579	165,364	
24	144,370	169,640	
25	155,243	173,611	
26	159,917	175,679	
27	164,401	176,544	
28	203,671	180,287	
29	206,781	183,989	
30	216,875	187,520	
31	240,145	190,835	
32	246,374	194,759	
33	264,116	199,822	
34	275,647	203,364	
35	305,625	209,455	
36	355,273	221,861	
37	380,915	226,006	
38	385,067	229,230	
39	419,465	232,267	
40	446,242	241,487	
41	452,505	246,163	
42	455,683	252,518	
43	469,510	255,852	
44	473,679	262,224	
45	484,020	266,316	
46	539,230	272,108	
47	548,701	278,810	
48	554,546	281,283	
49	586,624	290,828	
50	596,962	300,103	
51	600,532	307,684	
52	603,245	313,754	
53	623,111	322,691	

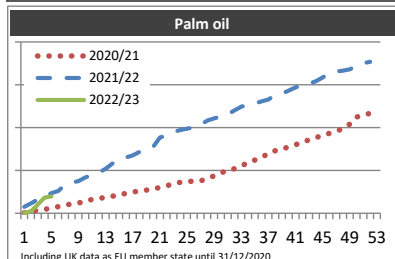
Soyaoil			
week	2020/21	2021/22	2022/23
1	8,643	4,854	8,978
2	18,441	29,073	27,282
3	30,147	44,355	44,716
4	32,525	82,145	59,765
5	52,210	94,083	88,008
6	62,820	111,884	
7	74,155	131,758	
8	83,069	149,253	
9	93,380	167,823	
10	98,324	192,156	
11	106,757	235,068	
12	125,782	246,467	
13	130,706	268,458	
14	145,865	302,860	
15	161,628	306,384	
16	163,581	309,521	
17	173,561	324,181	
18	188,130	348,986	
19	191,406	370,328	
20	196,821	388,174	
21	211,640	403,298	
22	220,282	422,746	
23	243,321	445,436	
24	276,748	465,639	
25	282,048	482,131	
26	288,856	508,229	
27	296,630	517,119	
28	324,895	530,314	
29	341,719	562,820	
30	372,534	595,185	
31	395,987	606,772	
32	421,913	619,034	
33	442,131	643,300	
34	480,064	649,833	
35	503,301	678,692	
36	520,466	700,671	
37	532,811	709,826	
38	568,071	723,674	
39	589,213	750,633	
40	610,559	765,797	
41	632,998	801,621	
42	654,555	817,527	
43	679,485	843,877	
44	705,607	856,609	
45	737,049	872,595	
46	755,907	900,412	
47	765,685	925,644	
48	799,972	947,622	
49	813,270	985,001	
50	837,554	997,414	
51	854,914	1,021,599	
52	869,129	1,034,780	
53	880,008	1,042,184	



Week 1 to 5 from 01/07/2022 to 31/07/2022

(tonnes)

Palm oil			
week	2020/21	2021/22	2022/23
1	367	3,816	163
2	2,017	7,478	2,590
3	3,467	11,538	10,387
4	4,394	16,174	18,190
5	6,343	18,906	19,674
6	7,810	23,471	
7	9,270	25,899	
8	11,090	32,873	
9	12,200	35,858	
10	13,685	37,637	
11	16,112	41,692	
12	17,285	44,657	
13	18,498	47,509	
14	19,767	51,958	
15	21,756	57,965	
16	23,092	63,028	
17	24,771	65,185	
18	25,960	67,414	
19	27,154	71,567	
20	28,354	73,771	
21	30,194	77,418	
22	32,240	88,293	
23	34,272	90,911	
24	36,012	94,859	
25	36,779	97,081	
26	37,501	98,798	
27	37,903	100,227	
28	40,326	103,345	
29	43,783	108,235	
30	47,471	110,890	
31	49,474	112,785	
32	51,994	115,516	
33	55,073	120,182	
34	59,211	124,438	
35	62,234	126,372	
36	64,671	128,064	
37	70,427	130,596	
38	72,873	132,828	
39	75,289	138,273	
40	77,367	139,801	
41	80,266	143,237	
42	82,097	146,858	
43	86,025	149,343	
44	88,248	151,310	
45	91,204	154,132	
46	93,243	158,594	
47	96,000	163,738	
48	98,743	165,508	
49	104,027	166,644	
50	112,437	167,953	
51	114,335	172,192	
52	116,738	175,278	
53	118,080	176,785	



Calendar of Marketing Year weeks

Week	2020/21		2021/22		2022/23	
	Start	End	Start	End	Start	End
1	01/07/2020	05/07/2020	01/07/2021	04/07/2021	01/07/2022	03/07/2022
2	06/07/2020	12/07/2020	05/07/2021	11/07/2021	04/07/2022	10/07/2022
3	13/07/2020	19/07/2020	12/07/2021	18/07/2021	11/07/2022	17/07/2022
4	20/07/2020	26/07/2020	19/07/2021	25/07/2021	18/07/2022	24/07/2022
5	27/07/2020	02/08/2020	26/07/2021	01/08/2021	25/07/2022	31/07/2022
6	03/08/2020	09/08/2020	02/08/2021	08/08/2021	01/08/2022	07/08/2022
7	10/08/2020	16/08/2020	09/08/2021	15/08/2021	08/08/2022	14/08/2022
8	17/08/2020	23/08/2020	16/08/2021	22/08/2021	15/08/2022	21/08/2022
9	24/08/2020	30/08/2020	23/08/2021	29/08/2021	22/08/2022	28/08/2022
10	31/08/2020	06/09/2020	30/08/2021	05/09/2021	29/08/2022	04/09/2022
11	07/09/2020	13/09/2020	06/09/2021	12/09/2021	05/09/2022	11/09/2022
12	14/09/2020	20/09/2020	13/09/2021	19/09/2021	12/09/2022	18/09/2022
13	21/09/2020	27/09/2020	20/09/2021	26/09/2021	19/09/2022	25/09/2022
14	28/09/2020	04/10/2020	27/09/2021	03/10/2021	26/09/2022	02/10/2022
15	05/10/2020	11/10/2020	04/10/2021	10/10/2021	03/10/2022	09/10/2022
16	12/10/2020	18/10/2020	11/10/2021	17/10/2021	10/10/2022	16/10/2022
17	19/10/2020	25/10/2020	18/10/2021	24/10/2021	17/10/2022	23/10/2022
18	26/10/2020	01/11/2020	25/10/2021	31/10/2021	24/10/2022	30/10/2022
19	02/11/2020	08/11/2020	01/11/2021	07/11/2021	31/10/2022	06/11/2022
20	09/11/2020	15/11/2020	08/11/2021	14/11/2021	07/11/2022	13/11/2022
21	16/11/2020	22/11/2020	15/11/2021	21/11/2021	14/11/2022	20/11/2022
22	23/11/2020	29/11/2020	22/11/2021	28/11/2021	21/11/2022	27/11/2022
23	30/11/2020	06/12/2020	29/11/2021	05/12/2021	28/11/2022	04/12/2022
24	07/12/2020	13/12/2020	06/12/2021	12/12/2021	05/12/2022	11/12/2022
25	14/12/2020	20/12/2020	13/12/2021	19/12/2021	12/12/2022	18/12/2022
26	21/12/2020	27/12/2020	20/12/2021	26/12/2021	19/12/2022	25/12/2022
27	28/12/2020	03/01/2021	27/12/2021	02/01/2022	26/12/2022	01/01/2023
28	04/01/2021	10/01/2021	03/01/2022	09/01/2022	02/01/2023	08/01/2023
29	11/01/2021	17/01/2021	10/01/2022	16/01/2022	09/01/2023	15/01/2023
30	18/01/2021	24/01/2021	17/01/2022	23/01/2022	16/01/2023	22/01/2023
31	25/01/2021	31/01/2021	24/01/2022	30/01/2022	23/01/2023	29/01/2023
32	01/02/2021	07/02/2021	31/01/2022	06/02/2022	30/01/2023	05/02/2023
33	08/02/2021	14/02/2021	07/02/2022	13/02/2022	06/02/2023	12/02/2023
34	15/02/2021	21/02/2021	14/02/2022	20/02/2022	13/02/2023	19/02/2023
35	22/02/2021	28/02/2021	21/02/2022	27/02/2022	20/02/2023	26/02/2023
36	01/03/2021	07/03/2021	28/02/2022	06/03/2022	27/02/2023	05/03/2023
37	08/03/2021	14/03/2021	07/03/2022	13/03/2022	06/03/2023	12/03/2023
38	15/03/2021	21/03/2021	14/03/2022	20/03/2022	13/03/2023	19/03/2023
39	22/03/2021	28/03/2021	21/03/2022	27/03/2022	20/03/2023	26/03/2023
40	29/03/2021	04/04/2021	28/03/2022	03/04/2022	27/03/2023	02/04/2023
41	05/04/2021	11/04/2021	04/04/2022	10/04/2022	03/04/2023	09/04/2023
42	12/04/2021	18/04/2021	11/04/2022	17/04/2022	10/04/2023	16/04/2023
43	19/04/2021	25/04/2021	18/04/2022	24/04/2022	17/04/2023	23/04/2023
44	26/04/2021	02/05/2021	25/04/2022	01/05/2022	24/04/2023	30/04/2023
45	03/05/2021	09/05/2021	02/05/2022	08/05/2022	01/05/2023	07/05/2023
46	10/05/2021	16/05/2021	09/05/2022	15/05/2022	08/05/2023	14/05/2023
47	17/05/2021	23/05/2021	16/05/2022	22/05/2022	15/05/2023	21/05/2023
48	24/05/2021	30/05/2021	23/05/2022	29/05/2022	22/05/2023	28/05/2023
49	31/05/2021	06/06/2021	30/05/2022	05/06/2022	29/05/2023	04/06/2023
50	07/06/2021	13/06/2021	06/06/2022	12/06/2022	05/06/2023	11/06/2023
51	14/06/2021	20/06/2021	13/06/2022	19/06/2022	12/06/2023	18/06/2023
52	21/06/2021	27/06/2021	20/06/2022	26/06/2022	19/06/2023	25/06/2023
53	28/06/2021	30/06/2021	27/06/2022	30/06/2022	26/06/2023	30/06/2023